



A&M Consolidated High School Band

Weekly Schedule

May 22nd – 26th 2023

Winds						
	Monday	Tuesday	Wednesday	Thursday	Friday	Saturday
Before/After School Practice				Semester Test	Last Day of School Graduation	

Percussion						
	Monday	Tuesday	Wednesday	Thursday	Friday	Saturday
Before/After School Practice				Semester Test	Last Day of School Graduation	

Color Guard						
	Monday	Tuesday	Wednesday	Thursday	Friday	Saturday
Before/After School Practice					Semester Test Last Day of School Graduation	Spring Band Camp & Registration 9-4 P.M.

Upcoming Events:

1. **Weekly Information** – Thank You to everyone for coming to Band Registration today. Thank You for being flexible this morning with the parking situation. I hope that you enjoyed the Parent Preview today and it gave you a glimpse into what is in store for the marching band show. Freshman Parents, please read through all the different bullet points listed below. They all apply to everyone moving into next year. If you have questions about your student's specific ensemble schedule/calendar/rehearsals, please email the director of that specific ensemble.
 - a. **Wind Ensemble/Concert Band/Jazz Band/Overall Program Questions** – Steve Fry – sfry@csisd.org
 - b. **Symphonic Band/Indoor Percussion/Percussion Ensemble** – Andrew Parham – aparham@csisd.org
 - c. **Winterguard** – Niki Naumann – nnaumann@csisd.org

Upcoming Performances –

- a. **Graduation – May 26th** – We have made some tweaks as to who will be playing at Graduation. We will use the members of the Wind Ensemble and Symphonic Band. Concert Band students do not need to participate unless they made one of the top 2 groups for next year. We have communicated to the students who needs to participate. They will need to be here at 3:00 next Friday.

Other Items –

1. **Charms** – Charms is our band database. It is where we have your information and it allows us to send mass emails. If you will go to this website: <https://www.charmsoffice.com/> Go to Login and click on the Parents/Students/Members tab on the upper right. The school code is amchsband. You can login there in the student area password on the left side of the page. If you have any troubles, please let me know and I will try to help.
2. **Physical's** – UIL Requires that every student participating in band **MUST** have a physical. You **MUST** have this before you can start practice in July. If you have not gotten your students physical done, then you **MUST** have that done by the time we start in July. If your student doesn't have their physical and forms turned in, then they will not be allowed to participate. The school is using a new system this year for our physicals. We are moving to a system called Rank One. You will upload the physical into this system and fill out all required forms. [Here is the link for more information: https://www.amctigerclub.com/physicals](https://www.amctigerclub.com/physicals)
3. **Low Brass Academy** – If you are a Trombone, Euphonium, or Tuba, then you need to try and attend this camp. Here is the website for more information. If you can help drive and carpool students, please send me an email so that we can put together a list of drivers. <https://www.txlowbrassacademy.com/>
4. **2023 Information** – Here is the link for the 2023 Dates and Information. https://docs.google.com/presentation/d/1DaNGd9PtIkOtiif06j5nZa_b2ivyxk9nayL9vzjNhUA/edit?usp=sharing
5. **Website Updates** – If you have not checked out the Band Website, please check it out. It is updated and has all the latest information. Please check out our Website: <https://www.amcbands.com>. Thank You to Laura Winningham for making some adjustments.

6. **Sponsorship Letter** – I have attached our New Sponsorship Letter for the Fall of 2023. If you would still like your business logo on the March-A-Thon Shirt, you have until July 5th. Please consider passing this letter out to friends and businesses to help our band program.

Export the Calendar



You can export your Charms calendar to a standard calendar file format (.iCal) or into a spreadsheet format (.CSV) which is compatible for school wires. If you prefer to sync the calendar with your mobile device calendar, you can do that as well.

What do you want to do?

- [Export to an iCal file](#)
- [Export to a CSV file](#)
- [Sync to your mobile device calendar](#)

Export to an iCal file

You can use this export file to import your calendar into Google, Outlook, Apple, or other electronic calendars.


1. On the **Main Sections** menu, click **Calendar**, and then click **Export**.
2. Click .
3. Click in the date fields, select the date range you want to export, and then click .
4. Open the iCal file and follow the prompts to import it into your calendar.


NOTE: The calendar events are uploaded to your calendar on the applicable date and include the name, the location, and the description of the event. You can open the event on your calendar and insert the event time as that information is not included in an iCal format.

Export to a CSV file

This export file is compatible with school wire file formats. The file contains the date, the event name, the location, and the description of the event.


IMPORTANT: If using this file with school wires, change the mapping preference to **CSV**, and change the **Map to** field option for **Start time** to **Ignore**.

1. On the **Main Sections** menu, click **Calendar**, and then click **Export**.
2. Click .

3. Click in the date fields, select the date range you want to export, and then click .

Sync to your mobile device calendar

This process syncs the entire Charms calendar with your mobile device.

1. On the **Main Sections** menu, click **Calendar**, and then click **Export**.
2. Click .
3. Expand your phone option and follow the instructions on the screen.

NOTE: The URL provided in the steps is for syncing to the Teacher/Helper calendar